

THE APPALACHIAN RAIL

TREATED AND CEDAR DECK PARTS

LIST PRICES

July 29, 2009

PAGE 5

SECTION 5

TRT CODE	CEDAR CODE	DESIGN	TREATED	CEDAR
SPINDLES				
BA323	C23	2X2X36 COLONIAL SPINDLE	\$ 12.59	\$ 16.78
BA324	C24	2X2X36 CONTEMPORARY	\$ 12.59	\$ 16.78
N/A	C25	2X2X36 WILLIAMSBURG	\$ -	\$ 16.78
BA319	C19	3X3X36 WILLIAMSBURG	\$ 22.38	\$ 35.66
BA321	C21	3X3X36 COLONIAL	\$ 22.38	\$ 35.66
BA322	C22	3X3X36 CONTEMPORARY	\$ 22.38	\$ 35.66
N/A	C421	4X4X36 COLONIAL	\$ -	\$ 81.12
N/A	C419	4X4X36 CONTEMPORARY	\$ -	\$ 81.12
HANDRAILS				
TR962	CTR1	2X4X96 TOP RAIL	\$ 32.17	\$ 83.22
BR962	CBR1	2X4X96 BOTTOM RAIL	\$ 32.17	\$ 83.22
TR1202	CTR1X	2X4X120 TOP RAIL	\$ 40.56	\$ 102.10
BR1202	CBR1X	2X4X120 BOTTOM RAIL	\$ 40.56	\$ 102.10
N/A	CTR2	3X6X96 TOP RAIL	\$ 166.43	\$ 209.79
N/A	CBR2	2X6X96 BOTTOM RAIL	\$ 64.34	\$ 125.87
N/A	CTR2X	3X6X120 TOP RAIL	\$ 208.39	\$ 262.94
N/A	CBR2X	2X6X120 BOTTOM RAIL	\$ 79.02	\$ 158.04
NEWEL POST				
LNP481	CN3	4X4X48 CONTEMPORARY	\$ 104.90	\$ 118.18
LNP482	CNP4	4X4X48 COLONIAL	\$ 104.90	\$ 128.67
N/A	CNP5	5X5X48 COLONIAL	\$ -	\$ 230.77
N/A	CNP6	6X6X48 COLONIAL	\$ -	\$ 335.66
PORCH POST				
N/A	CPP5	5X5X96 COLONIAL		\$ 539.86
N/A	CPP6	6X6X96 COLONIAL		\$ 655.24
BALL TOPS				
BT600	CBT3	3-1/4X5-1/2 BALL	\$ 18.88	\$ 27.97
N/A	CBT5	4-1/4 X 5-1/2 BALL		\$ 52.45
	CBT6	5-1/4 X 5-1/2 BALL		\$ 67.13

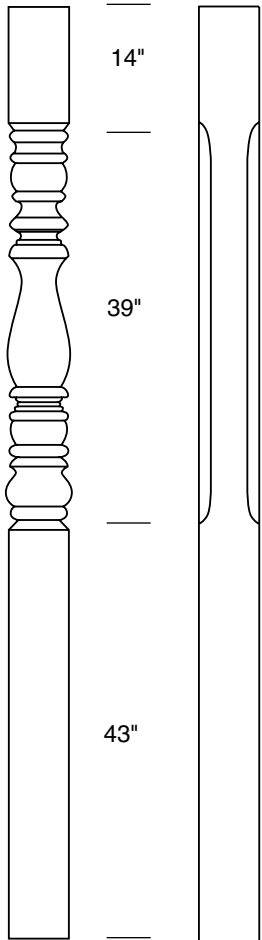


APPALACHIAN RAIL SYSTEM

Quality railing products in western red cedar • 866-686-4122 toll free

Western Red Cedar

Classic Line



14"

39"

43"

CPP 5
4 1/2 x 4 1/2 x 96
CPP 6
5 1/2 x 5 1/2 x 96

CPP 4C
CPP 5C
CPP 6C

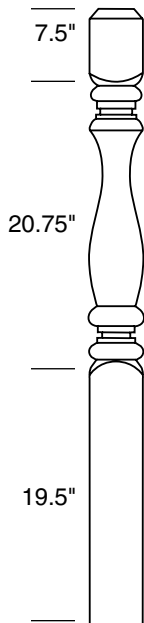


6.5"

26.75"

14.5"

CNP 3
3 1/2 x
3 1/2 x 48




7.5"

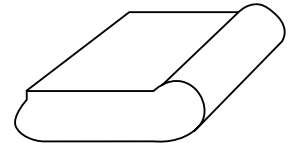
20.75"

19.5"

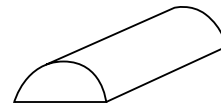
CNP 4
3 1/2 x 3 1/2 x 48
CNP 5
4 1/2 x 4 1/2 x 48
CNP 6
5 1/2 x 5 1/2 x 48



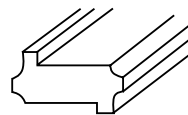
CTR 2 - 2 1/4 x 5 1/8 x 96
CTR 2X - 2 1/4 x 5 1/8 x 120



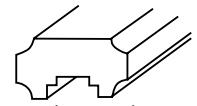
CBR 2 - 1 1/4 x 5 1/8 x 96
CBR 2X - 1 1/4 x 5 1/8 x 120



CCR 1 - 3/4 x 1 1/2 x 96

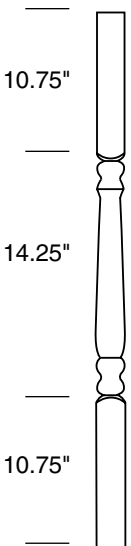


CBR 1 - 1 1/4 x 3 1/4 x 96
CBR 1X - 1 1/4 x 3 1/4 x 120



CTR 1 - 1 1/4 x 3 1/4 x 96
CTR 1X - 1 1/4 x 3 1/4 x 120

Plowed for 1 3/4 and 2 1/4 inch balusters.

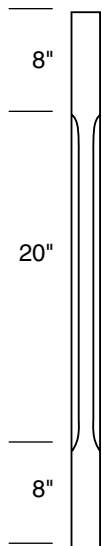


10.75"

14.25"

10.75"

C23
1 3/4 x 36

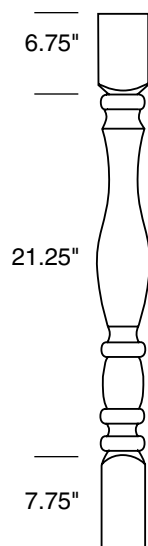


8"

20"

8"

C 24
1 3/4 x 36



6.75"

21.25"

7.75"

C 19 - 2 1/4 x 36
C 25 - 1 3/4 x 36

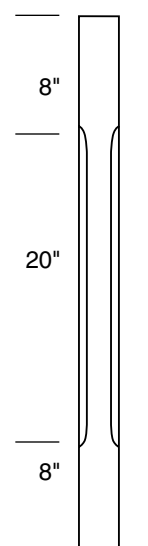


10"

13.25"

12.75"

C 21
2 1/4 x 36



8"

20"

8"

C 22
2 1/4 x 36



10"

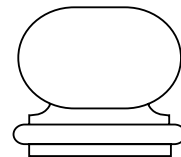
13.25"

12.75"

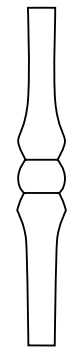
C 421
3 1/2 x 36



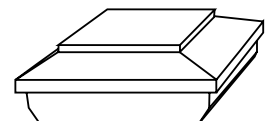
CBT 3 - 3 1/4 x 5 1/2



CBT 6 - 5 1/8 x 5 1/2



C-01
1 1/4 dia x 10



CPC 4 for 4x4 posts
CPC 6 for 6x6 posts



APPALACHIAN RAIL SYSTEM

Quality railing products in western red cedar • 866-686-4122 toll free

Treated Yellow Pine

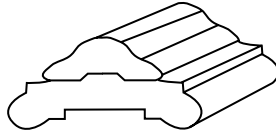


LNP 482

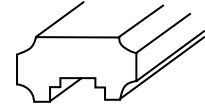
3 1/2 x 3 1/2 x 48
NEWEL POST



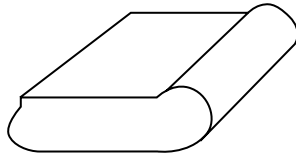
LNP 48



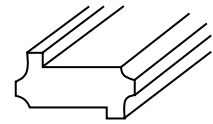
TR400 - 2 1/4 x 5 1/8 x 96
TR400X - 2 1/4 x 5 1/8 x 120
Plowed - 2 1/4 & 3 1/4
TOP RAIL




TR962 - 1 1/4 x 3 1/4 x 96
TR1202 - 1 1/4 x 3 1/4 x 120
Plowed - 1 1/2 & 2 1/4
TOP RAIL



BR400 - 1 1/4 x 5 1/8 x 96
BR400X - 1 1/4 x 5 1/8 x 120
BOTTOM RAIL



BR962 - 1 1/4 x 3 1/4 x 96
BR1201 - 1 1/4 x 3 1/4 x 120
BOTTOM RAIL




BT600 - fits 4 x 4 post
BALL TOP POST CAP

BALUSTERS



BA 323

1 1/2 x 1 1/2 x 36




BA 324



BA 319



BA 321

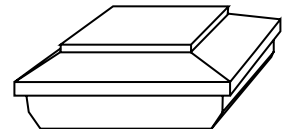


BA 322

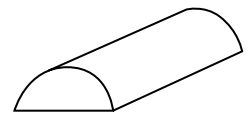


GB 101

2 1/4 x 2 1/4 x 36



PC100 for 4 x 4 post
POST CAP

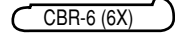
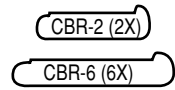
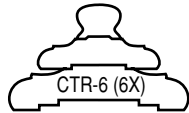
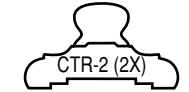


CR961 - 3/4 x 1 1/2 x 96
CR1201 - 3/4 x 1 1/2 x 120
CAP RAIL



APPALACHIAN RAIL SYSTEM

Quality railing products in western red cedar • 866-686-4122 toll free




HAND RAIL

CTR-2	2 5/8 x 5 1/8 x 96	2-piece "handicap" for 4x4
CTR-2X	2 5/8 x 5 1/8 x 120	2-piece "handicap" for 4x4
CTR-6	4 x 7 1/8 x 96	3-piece for 5x5 and 6x6
CTR-6X	4 x 7 1/8 x 120	3-piece for 5x5 and 6x6

BOTTOM RAIL

CBR-2	1 1/4 x 5 1/8 x 96	bottom rail for 4x4
CBR-2X	1 1/4 x 5 1/8 x 120	bottom rail for 4x4
CBR-6	1 1/4 x 7 1/8 x 96	bottom rail for 5x5 and 6x6
CBR-6X	1 1/4 x 7 1/8 x 120	bottom rail for 5x5 and 6x6



CHARLESTON



WILLIAMSBURG



COLONIAL



CONTEMPORARY

BALUSTER

C-419	3 1/2 x 3 1/2 x 36	Williamsburg
C-421	3 1/2 x 3 1/2 x 36	Colonial
C-422	3 1/2 x 3 1/2 x 36	Contemporary
C-519	4 1/2 x 4 1/2 x 36	Williamsburg
C-521	4 1/2 x 4 1/2 x 36	Colonial
C-523	4 1/2 x 4 1/2 x 36	Charleston
C-619	5 1/2 x 5 1/2 x 36	Williamsburg
C-621	5 1/2 x 5 1/2 x 36	Colonial
C-623	5 1/2 x 5 1/2 x 36	Charleston